Anchor®

Baby changing mat
Baby rucksack

AnchorCrafts.com

@anchorcrafting

Designed by Anchor Studio

Design No.: 00600003-00708-07

MEZ GmbH, 2018. All Rights Reserved.

00600003-00708-07 Baby changing mat Baby rucksack

Anchor Stranded Cotton 8m 4635000- # (Colour n°)

Baby changing mat **1 x** #2, #144, #311, #885, #978, #1031
Baby rucksack **1 x** #2, #144, #311, #885, #978, #1031

Embroidery

Easy 2

1 x tapestry **N° 24**

Changing mat: 58 x 72.5 cm **Embroidery:** 25.5 x 7 cm
Rucksack: 23 x 25 cm **Embroidery:** 13 x 8 cm

Baby changing mat

YARN USAGE
Anchor Stranded Cotton, worked with 2 strands.

NOTIONS
1 Baby changing mat in light blue, one Tapestry needle No. 24.

ALL YOU NEED TO DO
Position the embroidery in the centre of the Aida panel. Work the cross stitch first, then the backstitch. One square on the chart represents one cross stitch worked over one Aida square.

Baby rucksack

YARN USAGE
Anchor Stranded Cotton, worked with 2 strands.

NOTIONS
1 Baby rucksack in light blue, one Tapestry needle No. 24.

ALL YOU NEED TO DO
Position the embroidery in the centre of the Aida panel. Work the cross stitch first, then the backstitch. One square on the chart represents one cross stitch worked over one Aida square.

TIP
Always work the cross stitch first, then the backstitch.

CROSS STITCH
Cross stitch is worked in two stages – first work the lower stitch (from left to right) and then work the upper stitch (from right to left).

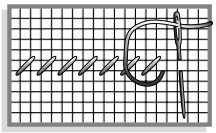

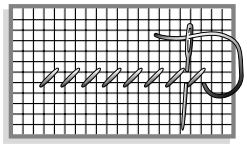

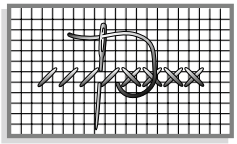

BACKSTITCH
Backstitch is worked from right to left.

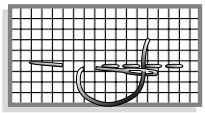

WASHING INSTRUCTIONS
All our threads are produced in accordance with Oeko-tex standards. PH values are tested and all our colors dye lots adhere to Global fastness standards. However, it is important to follow our thread washing instructions. Particularly with dark colors, excess dye can remain on the thread. To minimize any potential bleeding of excess dyestuff it is important to wash the products in THE HOTTEST TEMPERATURE possible, in accordance with the specifications of the fabrics, and use a large amount of water. Please make sure that you also follow the fabric washing instructions. As a precaution, you can also use decolorating sheets that you can find in any supermarket.

Please review our full terms of use of this pattern on our website
© Copyright MEZ GmbH, 2018.

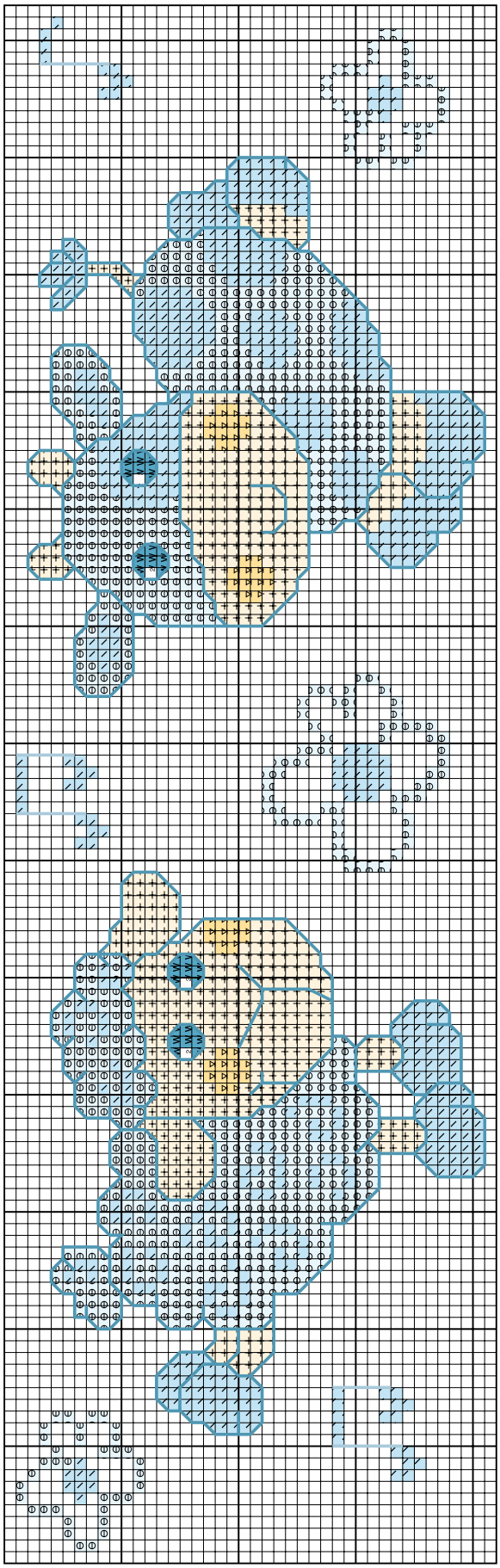



2	
885	
311	
1031	
144	
978	
144	
978	

Anchor Stranded Cotton

Please review our full terms of use of this pattern on our website
© Copyright MEZ GmbH, 2018.



2
885
311
1031
144
978
144
978

Please review our full terms of use of this pattern on our website
© Copyright MEZ GmbH, 2018.